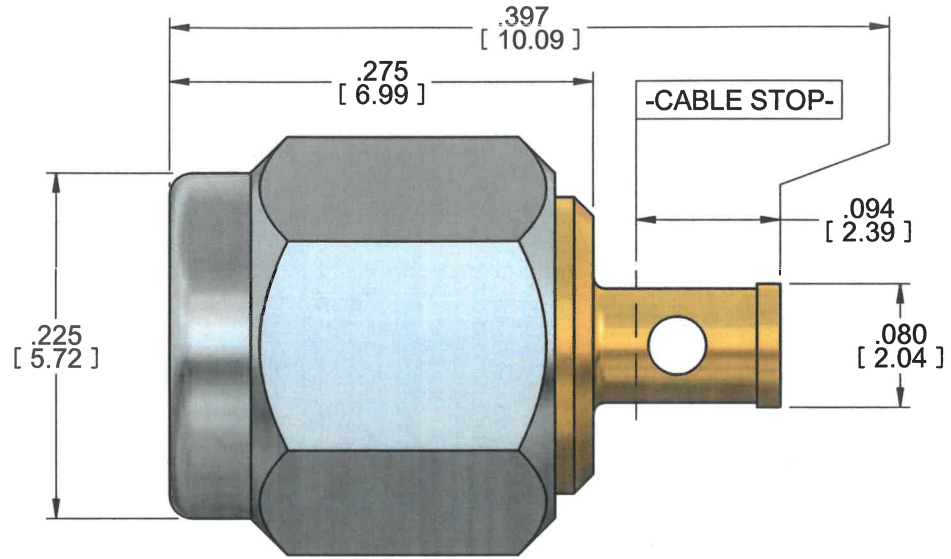
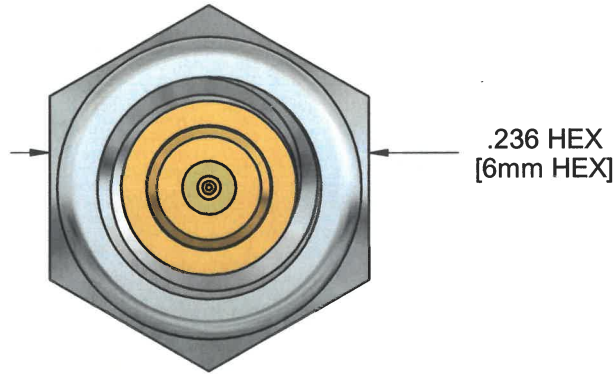


MODEL NO.:

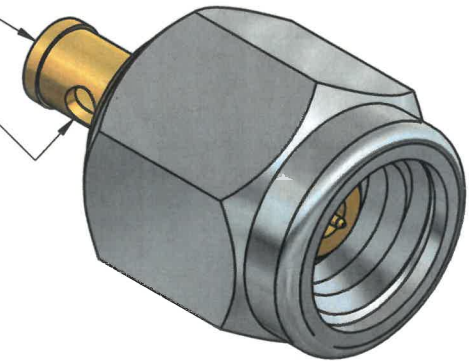
19270-01G

NOTE: Information herein is believed by Southwest Microwave, Inc. to be accurate. However, Southwest Microwave assumes no responsibility for any omissions or errors or inaccuracies for its use or for any infringements of patents or other rights of third parties that may result from its use. Data is intended for informational purpose only and does not constitute a contract of sale or any express or implied warranty, including any warranty of merchant ability or fitness for a particular purpose.



HOUSING: BUSHING:	BeCu ALLOY UNS-C17300, TEMPER TD04 PER ASTM B196/197 GOLD PLATE PER MIL-DTL-45204, TYPE II, GRADE C, NICKEL HARDENED OVER ELECTROLESS NICKEL PER MIL-C-26074.
CONTACT:	BeCu ALLOY UNS-C17300, TEMPER TD04 PER ASTM B196/197 GOLD PLATE PER ASTM B488, TYPE II, CODE C, CLASS 1.27 OVER ELECTRO-PLATED NICKEL PER SAE AMS-QQ-N-290 CLASS 1
CAPTURE BEAD:	ULTEM, 1000 PER ASTM D5205
RETAINING RING:	HARDENED BeCu ALLOY, 1/2H PER ASTM B194/197
COUPLING NUT:	STAINLESS STEEL ALLOY UNS S30300 PER ASTM A582 PASSIVATED PER ASTM A967
ITEM	MATERIAL & FINISH

CABLE TERMINATION END  
CABLE CENTER CONDUCTOR ALIGNMENT SIGHT HOLE / SOLDER HOLE



INTERFACE	91W68460
TERMINATION INSTRUCTIONS	91S61385
SPECIFICATION GROUP	DWG NO.

2. PERFORMANCE IS DEPENDENT UPON THE SPECIFIC CABLE SELECTION AND THIRD-PARTY CABLE PREPARATION BEYOND THE CONTROL OF SOUTHWEST MICROWAVE.

1. ALL DIMENSIONS ARE IN INCHES. ALL ANGLES ARE IN DEGREES. DIMENSIONS SHOWN IN BRACKETS [XXX] ARE IN MILLIMETERS.

NOTES: UNLESS OTHERWISE SPECIFIED.

REV: B	ECN 824	ECN BY: DD	APRVD: DE	DATE: 8/15/12
--------	---------	------------	-----------	---------------



Southwest Microwave, Inc.  
9055 South McKemy Street  
Tempe, Arizona 85284-2946  
Telephone (480) 783-0201  
Fax (480) 783-0360

TITLE		1.0mm P DS .047SC CBL	
DRN BY: T. CLARE	DATE: 04/02/2014	MODEL NO. 19270-01G	REV. B
SCALE 8:1		DWG. NO. 79WV61427	
SHEET: 1 OF 1			