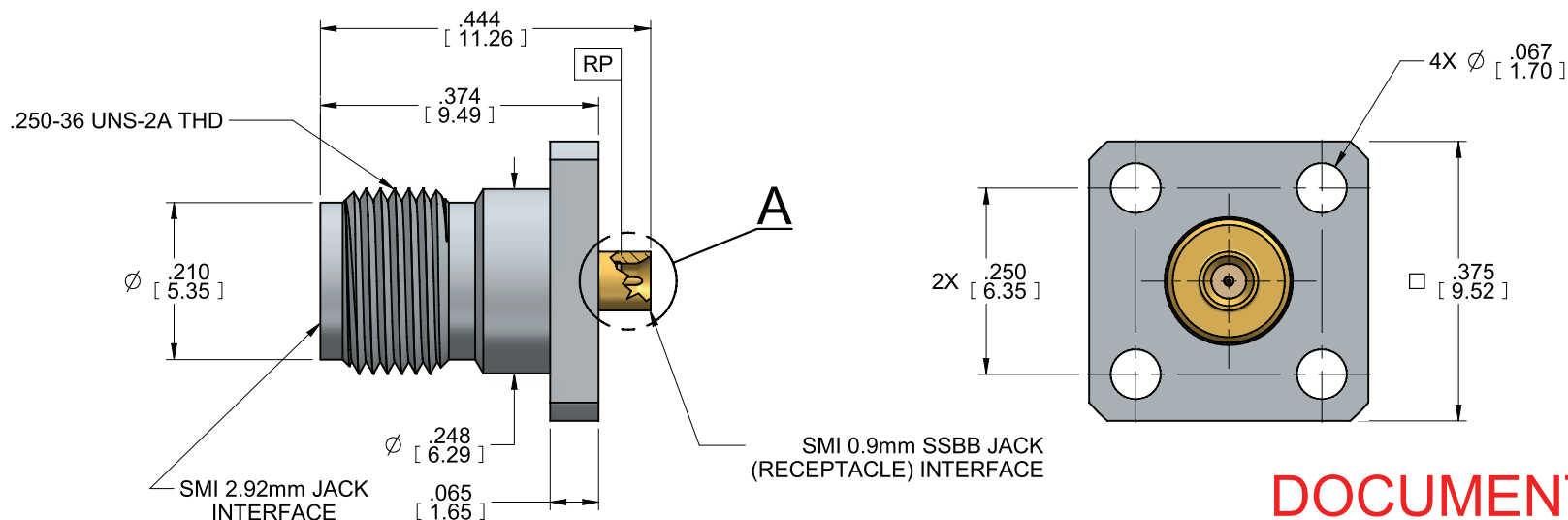


MODEL No.:

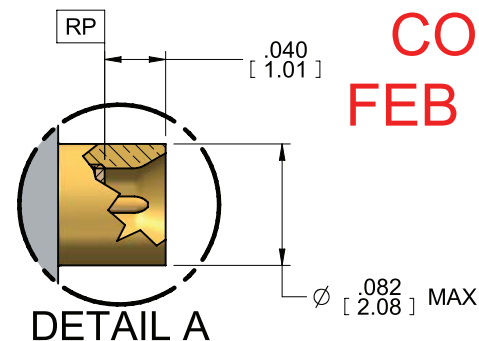
105310-00SF

NOTE: Information herein is believed by Southwest Microwave, Inc., to be accurate. However, Southwest Microwave assumes no responsibility for any omissions or errors or inaccuracies for its use or for any infringements of patents or other rights of third parties that may result from its use. Data is intended for informational purpose only and does not constitute a contract of sale or any express or implied warranty, including any warranty of merchantability or fitness for a particular purpose

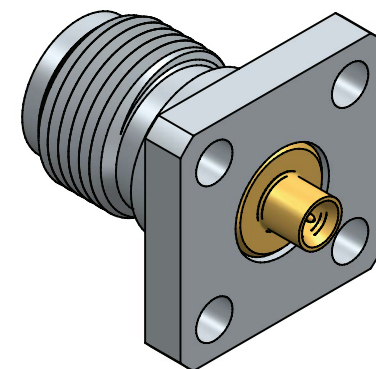


DOCUMENT
CONTROL
FEB 28 2022

HOUSING:	STEEL, CRES ALLOY UNS-30300 PER ASTM A582 ELECTROPOLISHED PER ASTM B912 PARA 5.2 THROUGH 5.2.4
BUSHING:	BeCu ALLOY UNS-C17300 TEMPER TD04 PER ASTM B196/197 GOLD PLATE PER MIL-DTL-45204
CONTACT:	BeCu UNS-C17300 PER ASTM B196/197 GOLD PLATE PER ASTM B488
DIELECTRIC:	PEEK-HT
CAPTURE BEAD:	ULTEM 1000 PER ASTM D5205
ITEM	MATERIAL & FINISH



SPECIFICATIONS	91KV68497
INTERFACE (2.92)	91K52019
SPECIFICATION GROUP	DWG NO.



2. CONNECTOR DESIGN IS COMPATIBLE WITH CURRENT MATERIAL AND PROCESS REQUIREMENTS FOR RoHS AND WEEE PER EUROPEAN COMMUNITY DIRECTIVE 2002/95/EC.

1. ALL DIMENSIONS ARE IN INCHES. ALL ANGLES ARE IN DEGREES. DIMENSIONS SHOWN IN BRACKETS [XXX] ARE IN MILLIMETERS.

NOTES: UNLESS OTHERWISE SPECIFIED.

REV. D	ECN 776	REV BY: JAC	DATE: 02/25/22	APRVD: DE	DATE: 02/28/22
--------	---------	-------------	----------------	-----------	----------------



Southwest Microwave, Inc.
9055 South McKemy Street
Tempe, Arizona 85284-2946
Telephone (480) 783-0201
Fax (480) 783-0360

TITLE ADAPTER, FLANGED SSBB SIZE 20 JACK TO 2.92mm JACK 4 HOLE, .375 SQ FLANGE (40 GHz)					
DRN BY: D HAKE	DATE: 04/12/13	MODEL NO. 105310-00SF		REV. D	
SCALE: 4:1		DWG. NO. 79BB61109			
SHEET: 1 OF 1					