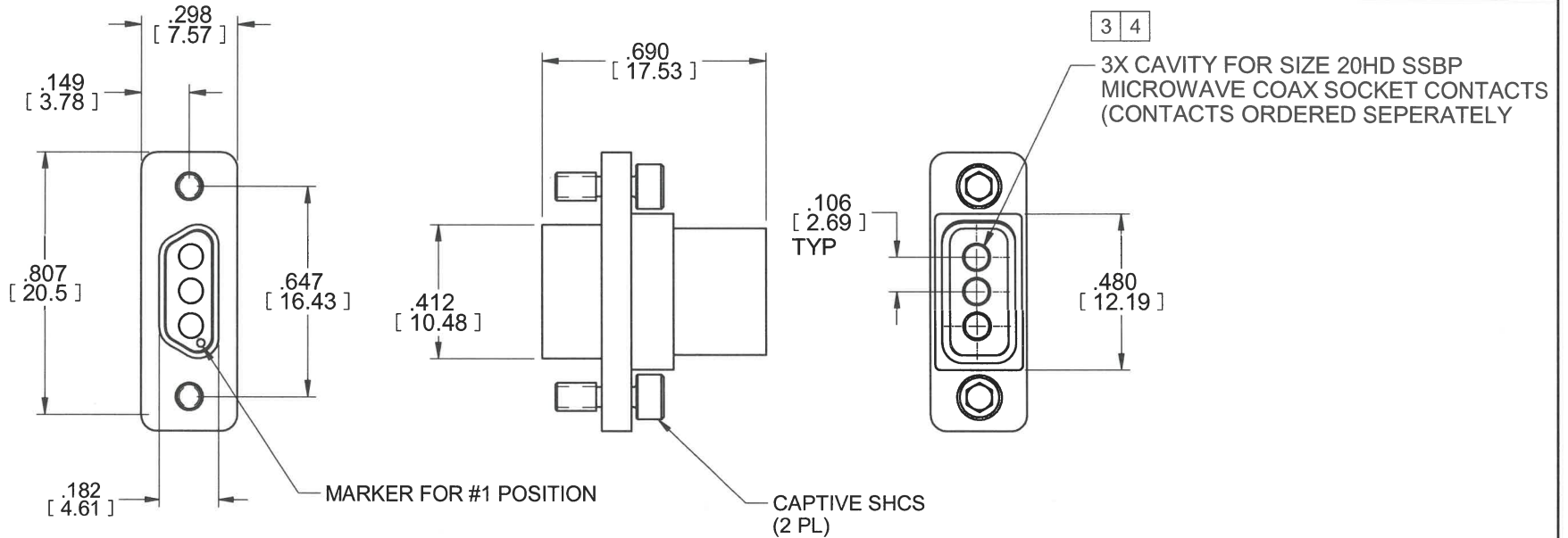


MODEL No.:

# 17500-4015S

NOTE: Information herein is believed by Southwest Microwave, Inc. to be accurate. However, Southwest Microwave assumes no responsibility for any omissions or errors or inaccuracies for its use or for any infringements of patents or other rights of third parties that may result from its use. Data is intended for informational purpose only and does not constitute a contract of sale or any express or implied warranty, including any warranty of merchant ability or fitness for a particular purpose.



6. PREVIOUSLY WAS MODEL NO. 17500-4004S

5. MATERIAL AND FINISH:

- SHELL – ALUMINUM ALLOY 6061 PER ASTM B221, ELECTROLESS NICKEL FINISH PER ASTM B733-90.
- INSULATOR – ULTEM 1000 PER ASTM D5205
- RETAINING CLIPS – BeCu ALLOY UNS-C17200 PER ASTM B194.
- POTTING COMPOUND – EPOXY
- MOUNTING HARDWARE – STAINLESS STEEL SER 300 PER SAE-AMS-QQ-S-763. PASSIVATED FINISH PER ASTM A967.

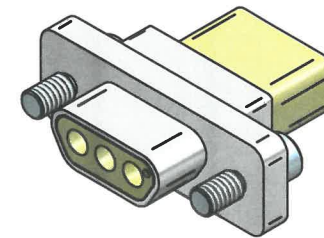
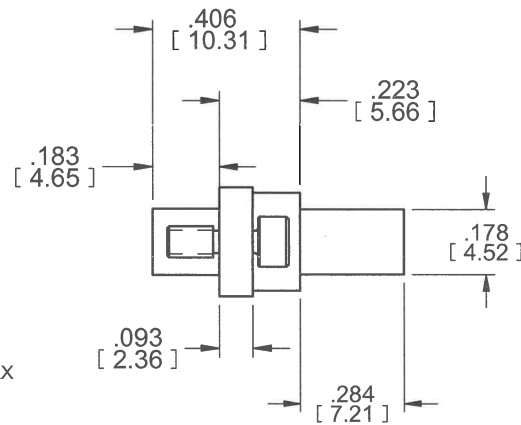
4. CONTACT CAVITIES WILL ALSO ACCEPT SIGNAL SOCKET COAX CONTACTS PER MIL-C-39029/64.

3. ALL SSBP AND SIGNAL CONTACTS ARE INSERTABLE AND REMOVEABLE USING STANDARD M81969/39-01 INSERTION/EXTRACTION TOOL.

2. EXTERNAL CONFIG. I.A.W. MIL-DTL-83513

1. ALL DIMENSIONS ARE IN INCHES. ALL ANGLES ARE IN DEGREES. DIMENSIONS SHOWN IN BRACKETS [XXX] ARE IN MILLIMETERS.

NOTES: UNLESS OTHERWISE SPECIFIED.



REV A1	ECN: 9521	ECN BY: CSK	DATE: 07/28/16	APRVD. JW	DATE: 08/11/16
-----------	--------------	----------------	-------------------	--------------	-------------------



Southwest Microwave, Inc.  
9055 South McKemy Street  
Tempe, Arizona 85284-2946  
Telephone (480) 783-0201  
Fax (480) 783-0360

TITLE PLUG MICRO-D 3 POSITION FOR SSBP SIZE 20HD COAX SOCKET ASSEMBLIES			
DRN BY: E. OLSEN	DATE: 09/18/14	MODEL NO. 17500-4015S	REV. A1
SCALE: 2:1		DWG. NO. 79BP61825	
SHEET: 1 OF 1			