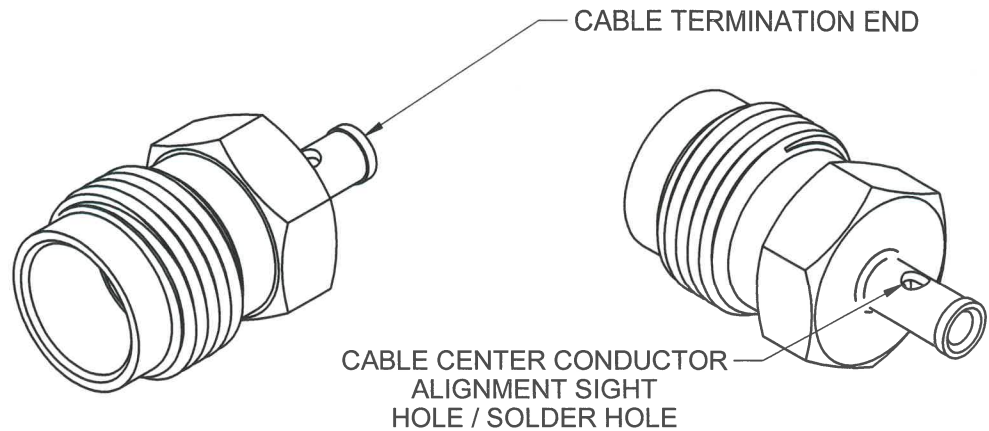
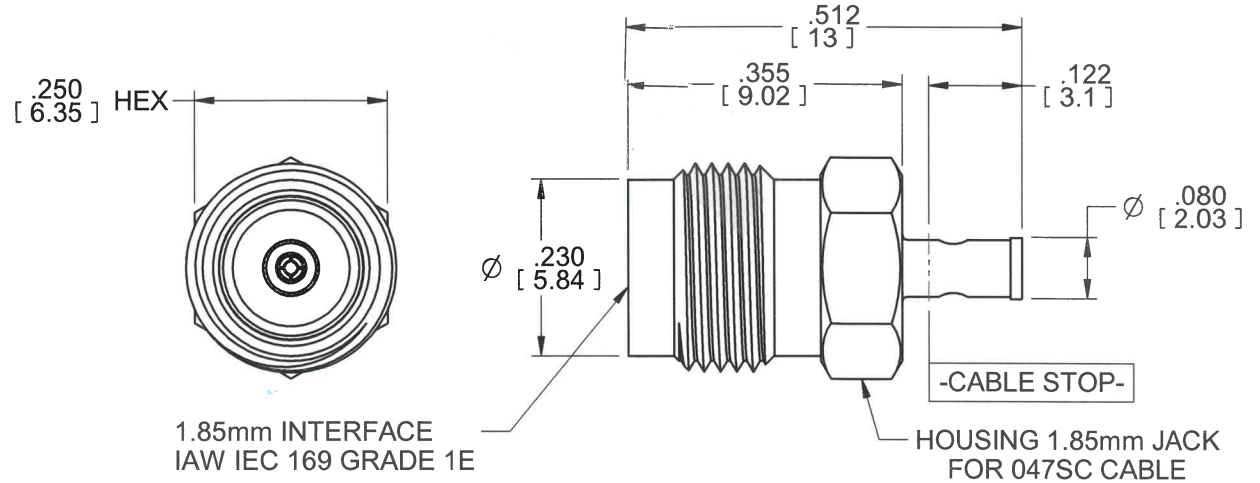


MODEL No.:

18370-01G

NOTE: Information herein is believed by Southwest Microwave, Inc. to be accurate. However, Southwest Microwave assumes no responsibility for any omissions or errors or inaccuracies for its use or for any infringements of patents or other rights of third parties that may result from its use. Data is intended for informational purpose only and does not constitute a contract of sale or any express or implied warranty, including any warranty of merchant ability or fitness for a particular purpose.



6. PERFORMANCE IS DEPENDENT UPON THE SPECIFIC CABLE SELECTED AND THIRD PARTY CABLE PREPARATION BEYOND THE CONTROL OF SOUTHWEST MICROWAVE.
5. SPECIFICATIONS PER SPECIFICATION SHEET 91R61135.
4. CABLE TERMINATION INSTRUCTION SPEC. 91S61218.
3. MATERIAL AND FINISH:

3.1 MATERIALS

- 3.1.1 CENTER CONTACT:  
BeCu ALLOY
- 3.1.2 HOUSING AND BUSHING:  
BeCu ALLOY OR BRASS ALLOY
- 3.1.3 DIELECTRIC BEAD:  
ULTEM


3.2 FINISHES

- 3.2.1 CENTER CONTACT, HOUSING AND BUSHING:  
GOLD PLATE PER MIL-DTL-45204

2. CONNECTOR DESIGN IS COMPATIBLE WITH CURRENT MATERIAL AND PROCESS REQUIREMENTS FOR ROHS AND WEEE PER EUROPEAN COMMUNITY DIRECTIVE 2002/95/EC.

1. ALL DIMENSIONS ARE IN INCHES. ALL ANGLES ARE IN DEGREES. DIMENSIONS SHOWN IN BRACKETS [XXX] ARE IN MILLIMETERS.

NOTES: UNLESS OTHERWISE SPECIFIED.

REV. X1	RELEASE	APRVD: <i>B. Clary</i>	DATE: 2/3/16	TITLE 1.85mm, JACK (F), DIRECT SOLDER CABLE CONNECTOR FOR 047SC CABLE	
 Southwest Microwave, Inc. 9055 South McKemy Street Tempe, Arizona 85284-2946 Telephone (480) 783-0201 Fax (480) 783-0360		DRN BY: T. CLARE	DATE: 10/06/2015	MODEL NO. <b>18370-01G</b>	REV. <b>X1</b>
		SCALE 4:1		DWG. NO. <b>79RV62795</b>	
SHEET: 1 OF 1					