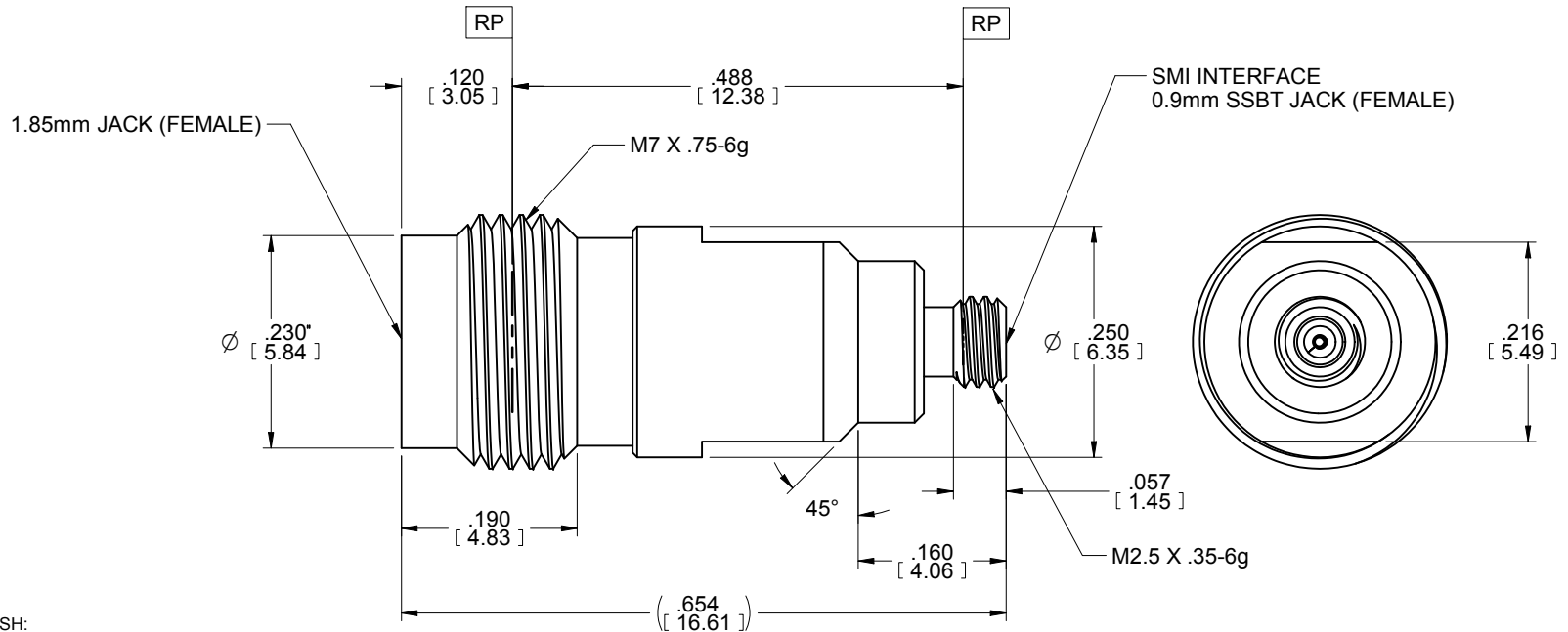


MODEL No.:

185310-00G

NOTE: Information herein is believed by Southwest Microwave, Inc. to be accurate. However, Southwest Microwave assumes no responsibility for any omissions or errors or inaccuracies for its use or for any infringements of patents or other rights of third parties that may result from its use. Data is intended for informational purpose only and does not constitute a contract of sale or any express or implied warranty, including any warranty of merchant ability or fitness for a particular purpose.



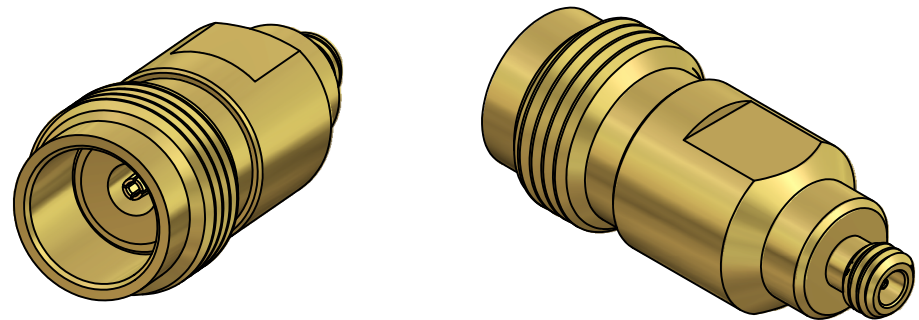
3. MATERIAL AND FINISH:

3.1 MATERIALS

- 3.1.1 CENTER CONTACT:
- BeCu ALLOY
- 3.1.2 DIELECTRIC BEADS:
- HIGH TEMPERATURE POLYMER
- 3.1.3 HOUSING AND BUSHING:
- BeCu ALLOY
- 3.1.4 RETAINING RING:
- TOOL STEEL

3.2 FINISHES

- 3.2.1 CENTER CONTACT:
- GOLD PLATE PER MIL-DTL-45204
- 3.2.2 HOUSING AND BUSHING:
- GOLD PLATE PER MIL-DTL-45204




FSCM NO. **66049**

2. CONNECTOR DESIGN IS COMPATIBLE WITH CURRENT MATERIAL AND PROCESS REQUIREMENTS FOR RoHS AND WEEE PER EUROPEAN COMMUNITY DIRECTIVE 2002/95/EC.

1. ALL DIMENSIONS ARE IN INCHES. ALL ANGLES ARE IN DEGREES. DIMENSIONS SHOWN IN BRACKETS [XXX] ARE IN MILLIMETERS.

NOTES: UNLESS OTHERWISE SPECIFIED.

REV. A	RELEASE (REPLACES 79RV61206)	APRVD. B.CLYATT	DATE: 5/29/14	TITLE 1.85mm JACK (F) TO 0.9mm SSBT JACK (F) ADAPTER			
 Southwest Microwave, Inc. 9055 South McKerny Street Tempe, Arizona 85284-2946 Telephone (480) 783-0201 Fax (480) 783-0360				DRN BY: EJO	DATE: 5/29/14	MODEL NO. 185310-00G	REV. A
				SCALE: 3:1		DWG. NO. 79RV61528	
				SHEET: 1 OF 1			