


MODEL No.:

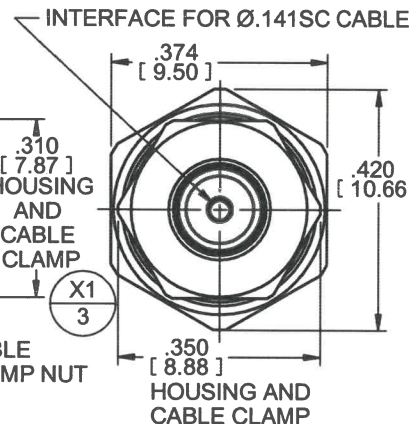
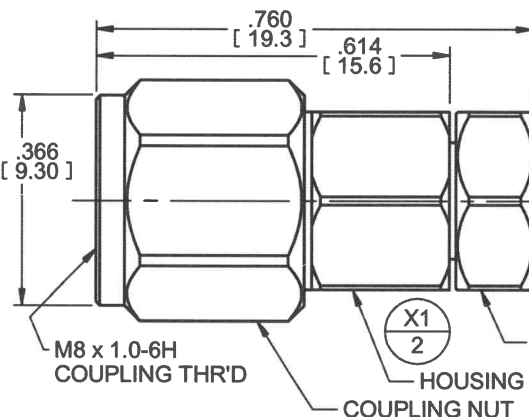
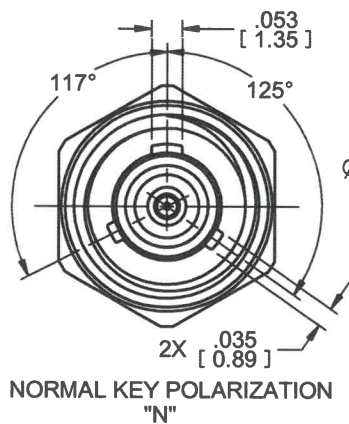
52771-0XXP

NOTE: Information herein is believed by Southwest Microwave, Inc. to be accurate. However, Southwest Microwave assumes no responsibility for any omissions or errors or inaccuracies for its use or for any infringements of patents or other rights of third parties that may result from its use. Data is intended for informational purpose only and does not constitute a contract of sale or any express or implied warranty, including any warranty of merchant ability or fitness for a particular purpose.



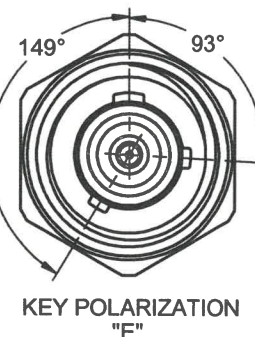
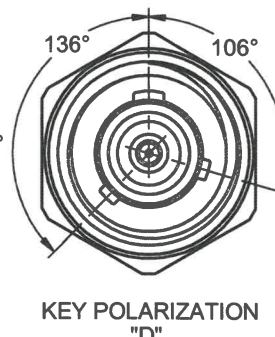
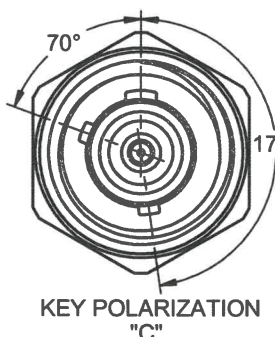
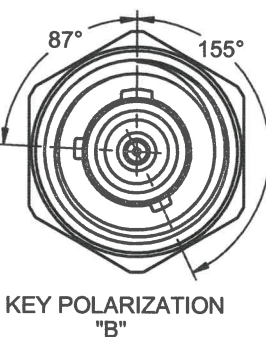
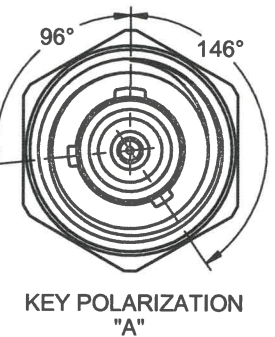
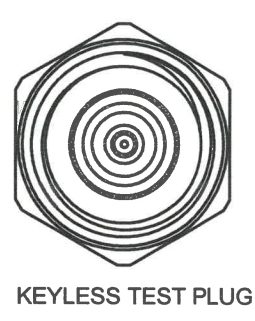
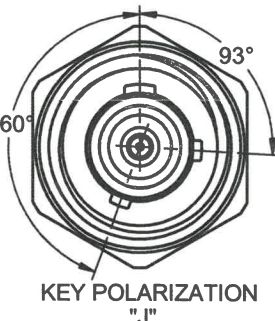
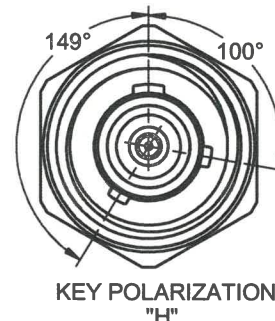
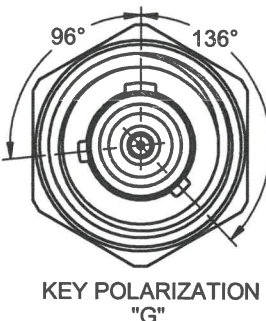
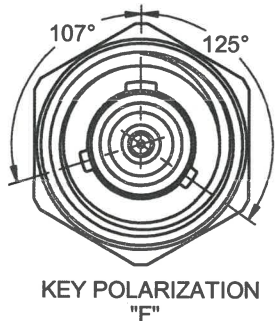
KEY POLARIZATION CODE ON FACE OF HOUSING ORIENTED ON MASTER KEY

X1
1



-010P	J	93	160
-009P	H	100	149
-008P	G	136	96
-007P	F	125	107
-006P	E	93	149
-005P	D	106	136
-004P	C	172	70
-003P	B	155	87
-002P	A	146	96
-001P	N	125	117
-000P	---	---	---
MODEL DASH NO.	KEY POL.	H (DEG)	G (DEG)

TABLE 1. KEY POLARIZATION



3. MATERIAL AND FINISH:

3.1 MATERIALS

- OUTER CONDUCTOR HOUSING, COUPLING NUT, CABLE CLAMP NUT: STAINLESS STEEL UNS-S30300 PER ASTM A582
- CENTER CONDUCTOR, BUSHINGS, RETAINING RINGS: BeCu ALLOY UNS-C17300 PER ASTM B196/197
- DIELECTRIC INSULATOR: VIRGIN PTFE FLUOROCARBON PER ASTM D1710

3.2 FINISHES

- OUTER CONDUCTOR HOUSING, COUPLING NUT, CABLE CLAMP NUT: PASSIVATE PER ASTM A967
- CENTER CONDUCTOR, BUSHINGS: GOLD PLATE PER MIL-DTL-45204

2. CONNECTOR DESIGN IS COMPATIBLE WITH CURRENT MATERIAL AND PROCESS REQUIREMENTS FOR RoHS AND WEEE PER EUROPEAN COMMUNITY DIRECTIVE 2002/95/EC.

1. ALL DIMENSIONS ARE IN INCHES. ALL ANGLES ARE IN DEGREES. DIMENSIONS SHOWN IN BRACKETS [XXX] ARE IN MILLIMETERS.

NOTES: UNLESS OTHERWISE SPECIFIED.

ECN	DATE:	APRVD:	APRVD:	DATE:
N/A	3/30/15	B. Clyatt	B. CLYATT	3/19/15



Southwest Microwave, Inc.
9055 South McKemy Street
Tempe, Arizona 85284-2946
Telephone (480) 783-0201
Fax (480) 783-0360

TITLE
PLUG w/ CABLE CLAMP, KEYED
SM KEY 3.7mm
Ø.141SC CBL, 1.2KV

X1
4

DRN BY: D HAKE	DATE: 03/19/15	MODEL NO. 52771-0XXP	REV. X1
SHEET: 1 OF 1		DWG. NO. 79BT62495	