


THE
PERFORMANCE LEADER
IN MICROWAVE CONNECTORS



SMKey 3.7 mm DC to 18 GHz Keyed Coax Connectors



Failsafe Mating

Low VSWR

Low Insertion Loss

Low RF Leakage

High Temperature

Excellent Repeatability

Southwest Microwave, Inc.

+1 (480) 783-0201 | www.southwestmicrowave.com

This new range of high-security keyed coax connectors provides a failsafe mating solution for critical connections between mated connector pairs. SMKey connectors are offered in 10 keyed combinations, each with uniquely polarized key positions. Each connector also includes one non-keyed (Universal) option. By assigning differing key positions for mating pairs within a set, SMKey eliminates the risk of interconnect mismatch, ensuring reliable protection against the potential for operator error and preventing devastating results in connection-critical applications.

SPECIFICATIONS

ELECTRICAL: FLANGE MOUNT CONNECTORS

Mode Free Through 18 GHz
 Nominal Impedance: 50 ohms
 Frequency: DC to 18 GHz
 VSWR: DC to 18 GHz, 1.15:1 Max
 Low Insertion Loss
 Low RF Leakage: ≤ -100 dB

TEMPERATURE

-55 °C to +165 °C

ELECTRICAL: CABLE CONNECTORS

Mode Free Through 18 GHz
 Nominal Impedance: 50 ohms
 Frequency: DC to 18 GHz
 Voltage Rating:
 .036 Pin Dia.: 1200 V(RMS)
 .015 Pin Dia.: 750 V(RMS)
 VSWR: DC to 18 GHz, 1.15:1 Max
 Low Insertion Loss
 Low RF Leakage: ≤ -100 dB

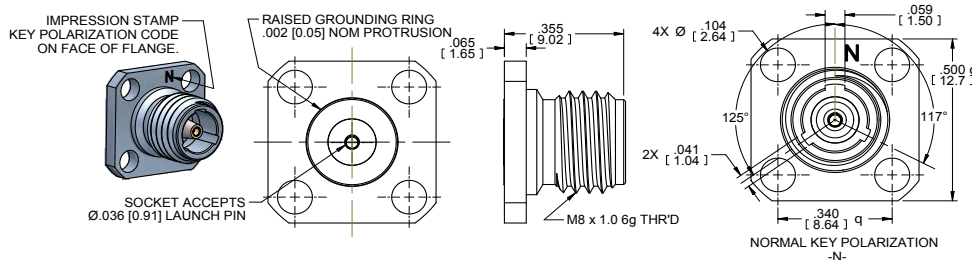
MATERIALS / CONSTRUCTION

Materials and finishes vary by product type. For data, refer to website or request Product Drawings and Specifications for desired connector.

JACK (FEMALE) CONNECTORS

FLANGE JACK (FEMALE): 4 HOLE .500 SQUARE

ACCEPTS PIN DIA. **.036**
 CONNECTOR NO. **53730-0XXJ**

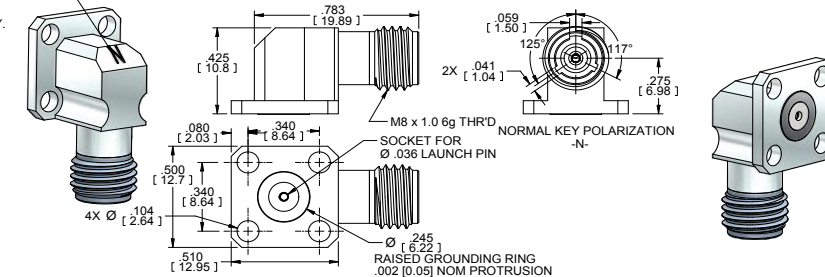


DASH NO.	KEY POLARIZATION		
	KEY POL.	H (DEG)	G (DEG)
-010J	J	93	160
-009J	H	100	149
-008J	G	136	96
-007J	F	125	107
-006J	E	93	149
-005J	D	106	136
-004J	C	172	70
-003J	B	155	87
-002J	A	146	96
-001J	N	125	117
-000J	No Key	N/A	N/A

FLANGE JACK (FEMALE) RIGHT ANGLE: 4 HOLE .500 SQUARE

ACCEPTS PIN DIA. **.036** CONNECTOR NO. **53732-0XXJ**

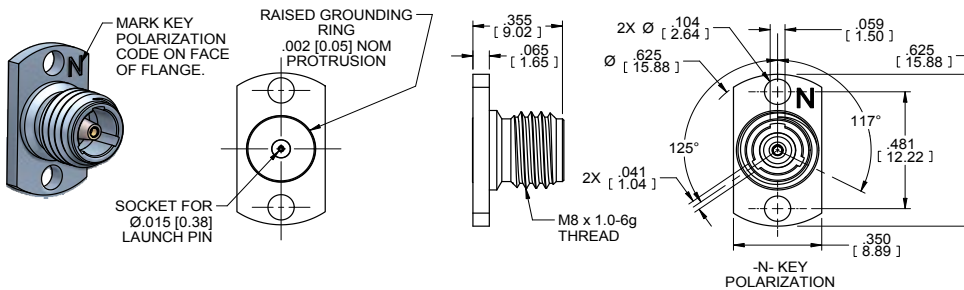
KEY POLARIZATION INDICATOR LETTER. APPLIED AT ASSEMBLY.



KEY POLARIZATION			
DASH NO.	KEY POL.	H (DEG)	G (DEG)
-010J	J	93	160
-009J	H	100	149
-008J	G	136	96
-007J	F	125	107
-006J	E	93	149
-005J	D	106	136
-004J	C	172	70
-003J	B	155	87
-002J	A	146	96
-001J	N	125	117
-000J	No Key	N/A	N/A

FLANGE JACK (FEMALE): 2 HOLE .625 X .350

ACCEPTS PIN DIA. **.015** CONNECTOR NO. **53733-0XXJ**

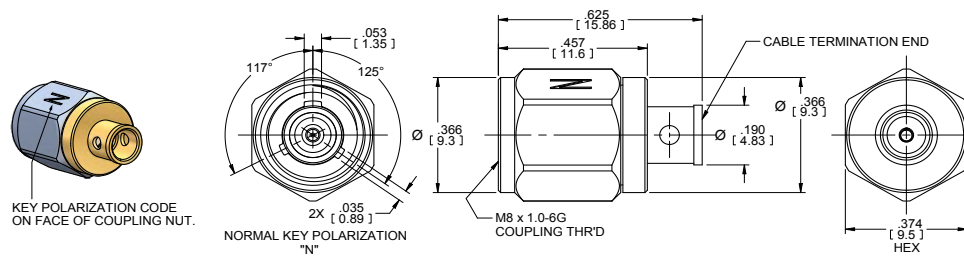


KEY POLARIZATION			
DASH NO.	KEY POL.	H (DEG)	G (DEG)
-030J	J	93	160
-029J	H	100	149
-028J	G	136	96
-027J	F	125	107
-026J	E	93	149
-025J	D	106	136
-024J	C	172	70
-023J	B	155	87
-022J	A	146	96
-021J	N	125	117
-020J	No Key	N/A	N/A

CABLE CONNECTORS (DIRECT SOLDER)

PLUG (MALE)

CABLE CENTER CONDUCTOR DIA.* **.036** CABLE** **0.141** CONNECTOR NO. **52770-0XXP**



KEY POLARIZATION			
DASH NO.	KEY POL.	H (DEG)	G (DEG)
-010P	J	93	160
-009P	H	100	149
-008P	G	136	96
-007P	F	125	107
-006P	E	93	149
-005P	D	106	136
-004P	C	172	70
-003P	B	155	87
-002P	A	146	96
-001P	N	125	117
-000P	No Key	N/A	N/A

* Center conductor is not soldered
** Flex cable

CABLE CLAMP CONNECTORS (DIRECT SOLDER)

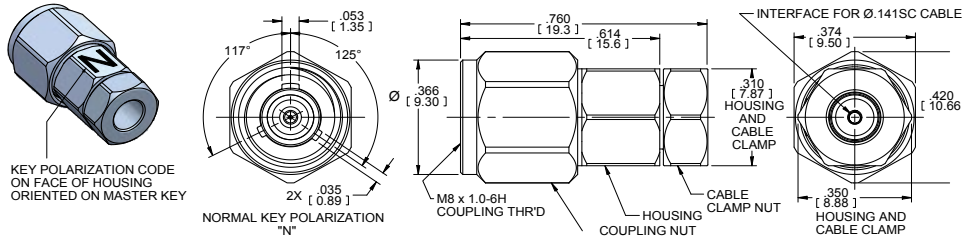
SMKey 3.7 mm DC to 18 GHz

PLUG (MALE)

CABLE CENTER CONDUCTOR DIA.*
.036

CABLE**
0.141


CONNECTOR NO.
52771-OXXP



* Center conductor is not soldered
** Flex cable

KEY POLARIZATION			
DASH NO.	KEY POL.	H (DEG)	G (DEG)
-010P	J	93	160
-009P	H	100	149
-008P	G	136	96
-007P	F	125	107
-006P	E	93	149
-005P	D	106	136
-004P	C	172	70
-003P	B	155	87
-002P	A	146	96
-001P	N	125	117
-000P	No Key	N/A	N/A

CABLE ASSEMBLIES



Southwest Microwave can supply complete cable assemblies to simplify high-performance interface to and between our complete range of SMKey connectors. Contact the factory for more information.

