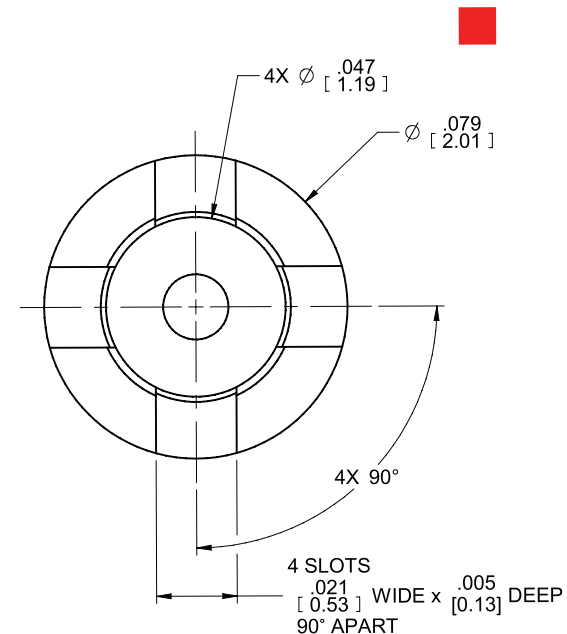
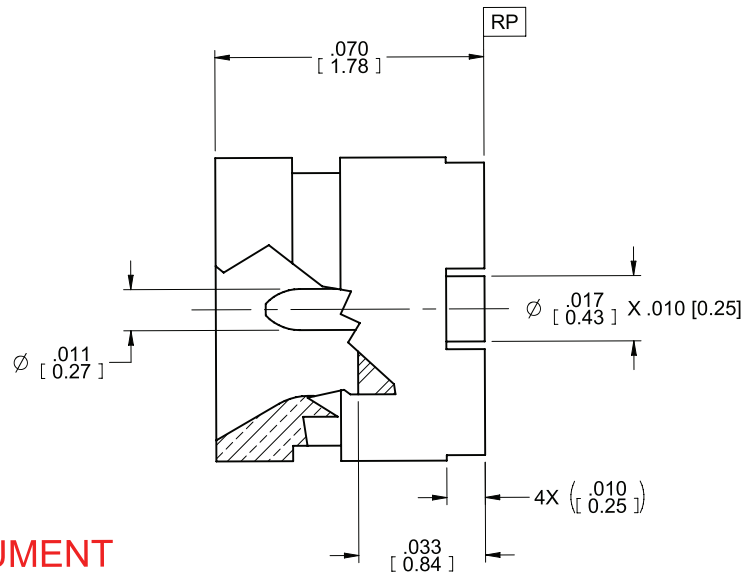
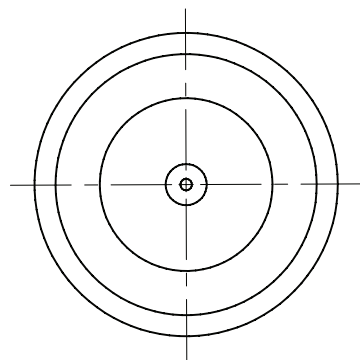


MODEL No.:

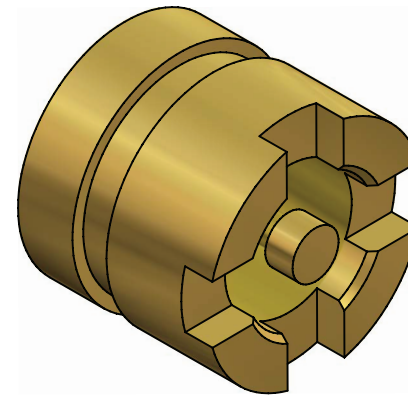
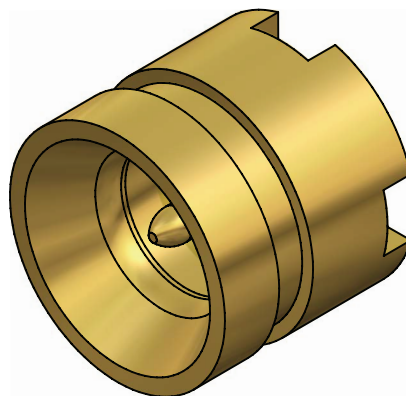
55053-008J

NOTE: Information herein is believed by Southwest Microwave, Inc. to be accurate. However, Southwest Microwave assumes no responsibility for any omissions or errors or inaccuracies for its use or for any infringements of patents or other rights of third parties that may result from its use. Data is intended for informational purpose only and does not constitute a contract of sale or any express or implied warranty, including any warranty of merchant ability or fitness for a particular purpose.




DOCUMENT  
CONTROL  
OCT 19 2020

HOUSING: CONTACT:	BeCu UNS-C17300 PER ASTM B196/197 GOLD PLATE PER MIL-DTL-45204
DIELECTRIC:	PEEK VICTREX HT POLYMER G22
ITEM	MATERIAL & FINISH



- PCB GROUND AND CENTER CONTACT PAD SPECIFIC CONFIGURATIONS TO BE DETERMINED BY INDIVIDUAL APPLICATION REQUIREMENTS.
  - CONNECTOR DESIGN IS COMPATIBLE WITH CURRENT MATERIAL AND PROCESS REQUIREMENTS FOR RoHS AND WEEE PER EUROPEAN COMMUNITY DIRECTIVE 2002/95/EC.
  - ALL DIMENSIONS ARE IN INCHES. ALL ANGLES ARE IN DEGREES. DIMENSIONS SHOWN IN BRACKETS [XXX] ARE IN MILLIMETERS.
- NOTES: UNLESS OTHERWISE SPECIFIED.

REV B	ECN 546	REV BY JAC	APRVD. DE	DATE: 10/16/20
 <p><b>SOUTHWEST MICROWAVE</b></p>				
<p>Southwest Microwave, Inc. 9055 South McKerny Street Tempe, Arizona 85284-2946 Telephone (480) 783-0201 Fax (480) 783-0360</p>				

TITLE SSBB20 JACK SURFACE MOUNT Ø.070 DETENT STRIPLINE			
DRN BY: JAC	DATE: 03/20/20	DWG. NO.  79Y69139	REV.  B
SCALE: 20:1	SHEET: 1 OF 1		