

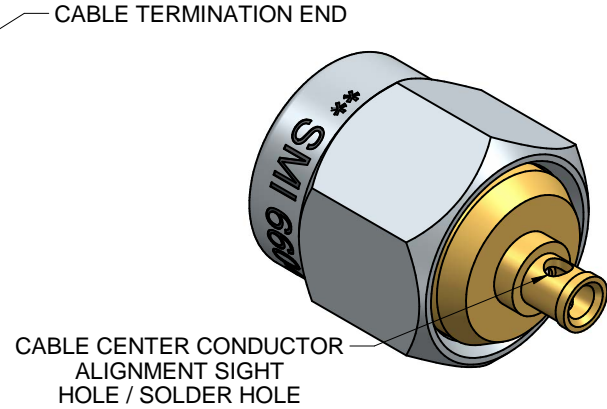
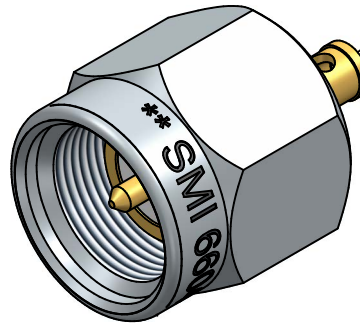
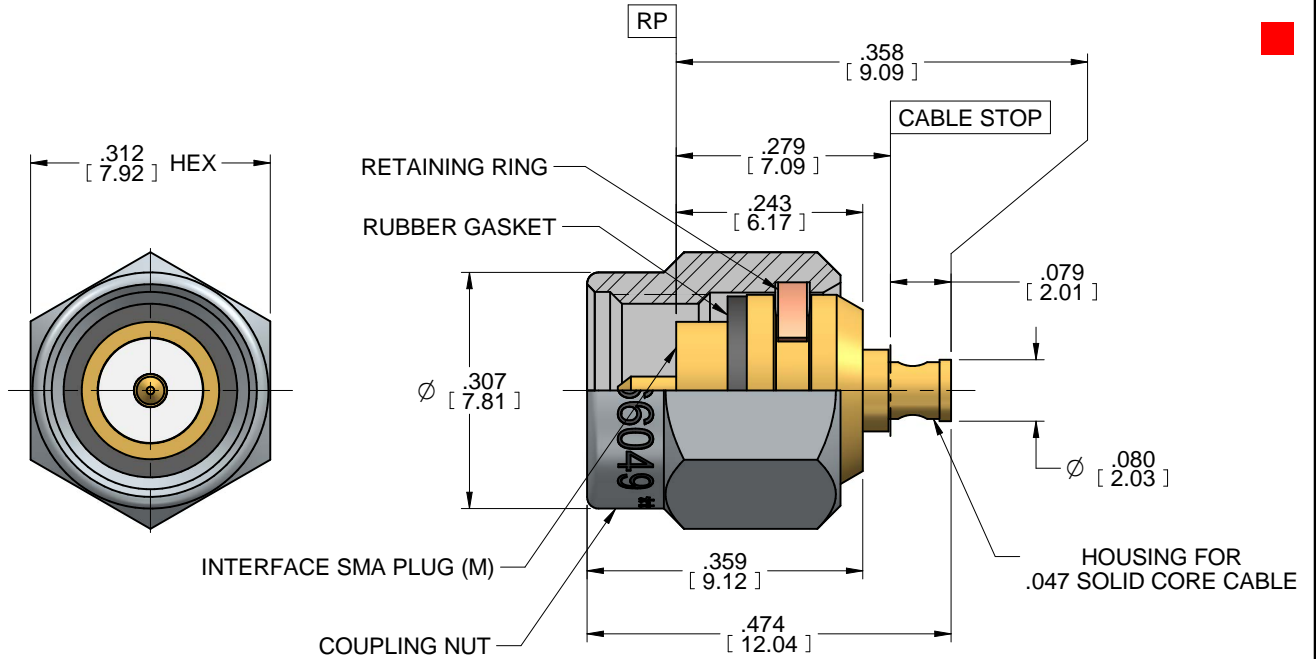
MODEL No.:

2270-01G

NOTE: Information herein is believed by Southwest Microwave, Inc. to be accurate. However, Southwest Microwave assumes no responsibility for any omissions or errors or inaccuracies for its use or for any infringements of patents or other rights of third parties that may result from its use. Data is intended for informational purpose only and does not constitute a contract of sale or any express or implied warranty, including any warranty of merchant ability or fitness for a particular purpose.


DOCUMENT
CONTROL
AUG 09 2024

- 6. PERFORMANCE IS DEPENDENT UPON THE SPECIFIC CABLE SELECTED AND THE THIRD-PARTY CABLE PREPARATION BEYOND THE CONTROL OF SOUTHWEST MICROWAVE.
- 5. SPECIFICATIONS PER SPECIFICATION SHEET 91BV61132.
- 4. CABLE TERMINATION INSTRUCTION SPEC. 91S61015.
- 3. MATERIAL AND FINISH:
 - 3.1 MATERIALS
 - 3.1.1 HOUSING, CENTER CONDUCTOR, AND RETAINING RING: BeCu ALLOY
 - 3.1.2 DIELECTRIC INSULATOR: HIGH TEMPERATURE POLYMER
 - 3.1.3 BEAD RING: ULTEM 1000 PER ASTM D5205
 - 3.1.4 COUPLING NUT: STAINLESS STEEL
 - 3.1.5 GASKET: SILICONE RUBBER
 - 3.2 FINISHES
 - 3.2.1 HOUSING: GOLD PLATE PER MIL-DTL-45204
 - 3.2.2 CENTER CONDUCTOR: GOLD PLATE PER ASTM B488
 - 3.2.3 COUPLING NUT: PASSIVATE PER ASTM A967



- 2. CONNECTOR DESIGN IS COMPATIBLE WITH CURRENT MATERIAL AND PROCESS REQUIREMENTS FOR RoHS III AND WEEE PER EUROPEAN COMMUNITY DIRECTIVE 2012/863/EU.
- 1. ALL DIMENSIONS ARE IN INCHES. ALL ANGLES ARE IN DEGREES. DIMENSIONS SHOWN IN BRACKETS [XXX] ARE IN MILLIMETERS.

NOTES: UNLESS OTHERWISE SPECIFIED.

REV: C	ECN 1008	ECN BY: JAC	APRVD: DE	DATE: 08/09/24	TITLE			
 Southwest Microwave, Inc. 9055 South McKemy Street Tempe, Arizona 85284-2946 Telephone (480) 783-0201 Fax (480) 783-0360					SMA PLUG (M) DIRECT SOLDER CABLE CONNECTOR FOR 047 SOLID CORE CABLE			
					DRN BY: T. CLARE	DATE: 04/10/2014	MODEL NO. 2270-01G	REV. C
SHEET: 1 OF 1			DWG. NO. 79BV61471					



MFD-4-OL-3x